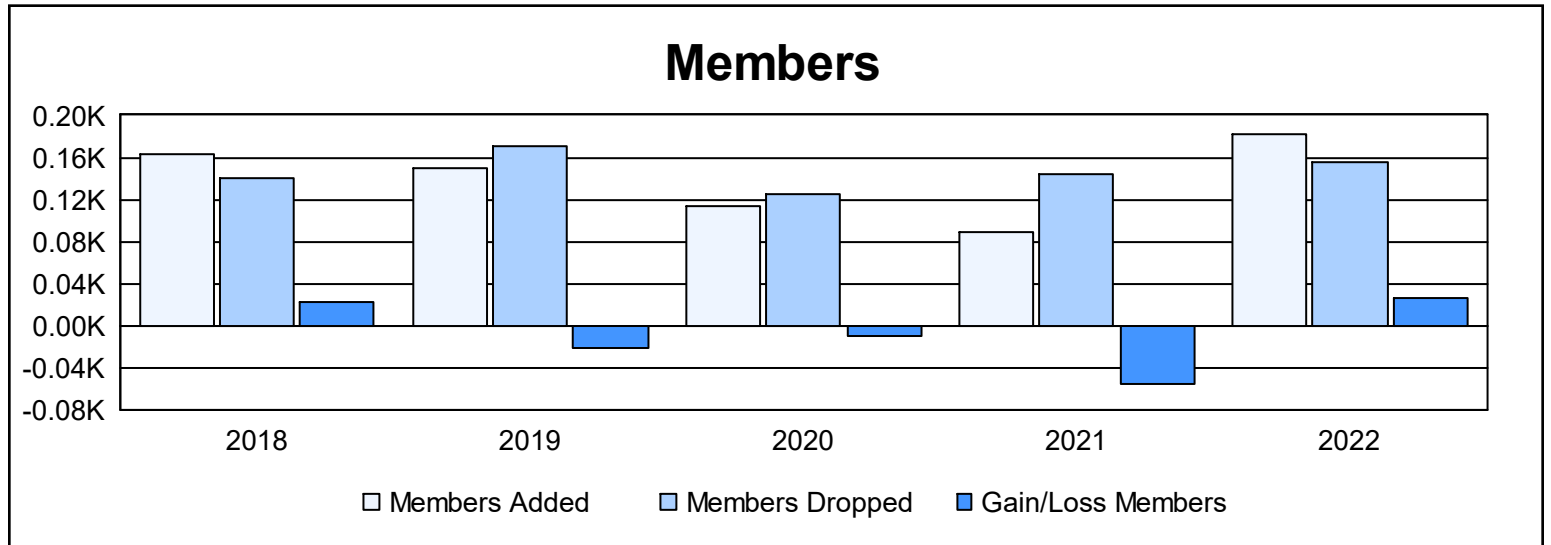
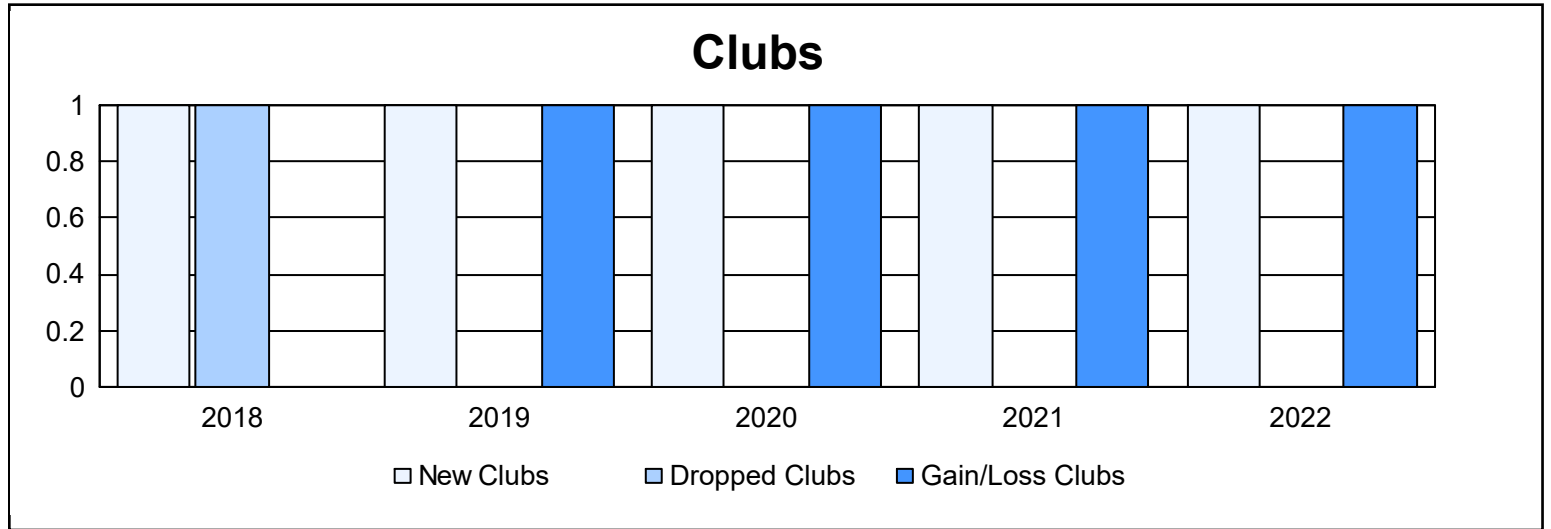
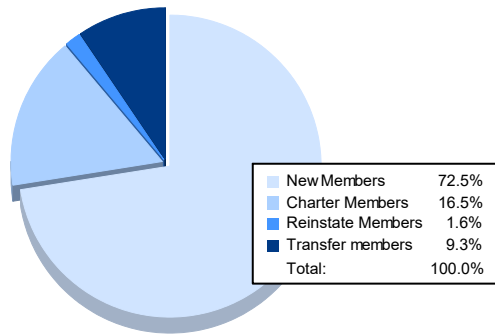


| Year           | New Clubs | Dropped Clubs | Gain/ Loss Clubs | New Members | Charter Members | Reinstate Members | Transfer Members | Total Member Added | Total Members Dropped | Gain/ Loss Members |
|----------------|-----------|---------------|------------------|-------------|-----------------|-------------------|------------------|--------------------|-----------------------|--------------------|
| 2017-2018      | 1         | 1             | 0                | 119         | 26              | 4                 | 14               | 163                | 141                   | 22                 |
| 2018-2019      | 1         | 0             | 1                | 112         | 20              | 5                 | 13               | 150                | 171                   | -21                |
| 2019-2020      | 1         | 0             | 1                | 76          | 21              | 6                 | 11               | 114                | 124                   | -10                |
| 2020-2021      | 1         | 0             | 1                | 56          | 23              | 4                 | 6                | 89                 | 144                   | -55                |
| 2021-2022      | 1         | 0             | 1                | 132         | 30              | 3                 | 17               | 182                | 155                   | 27                 |
| <b>Average</b> | <b>1</b>  | <b>0</b>      | <b>1</b>         | <b>99</b>   | <b>24</b>       | <b>4</b>          | <b>12</b>        | <b>140</b>         | <b>147</b>            | <b>-7</b>          |



### Membership Composition June 2022 Cumulative



### Gender Composition June 2022 Cumulative

